

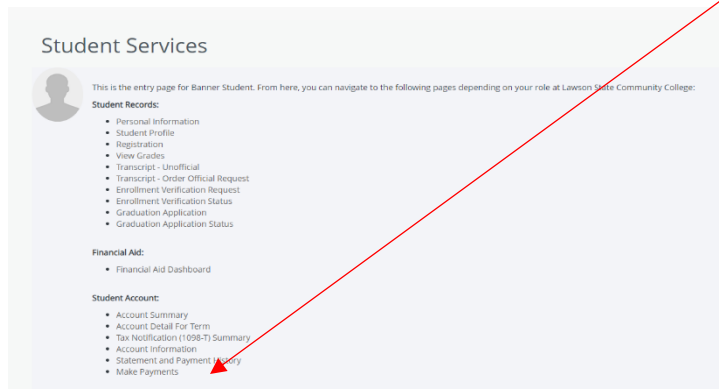
Steps To Make An On-line Payment

- Access the Institution link: www.lawsonstate.edu
- Click on “MyLawson” at top of page
- Click on “Student Login “MyLawson”
- Follow the directions of user name and password.
- Scroll down and click on “Login”
- Enter your assigned Lawson Student ID “A” number. (Ex. A01235678@Lawsonstate.edu)
- Enter password and click “Sign In”

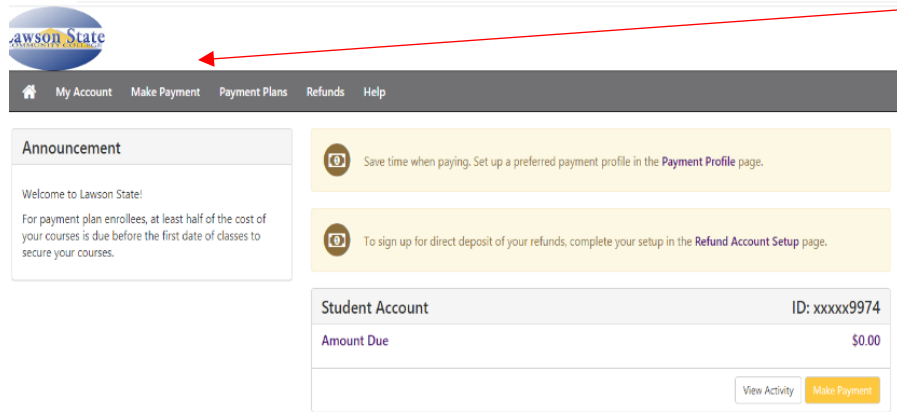


- Click on “Student”
- Click on “Student Landing Page”

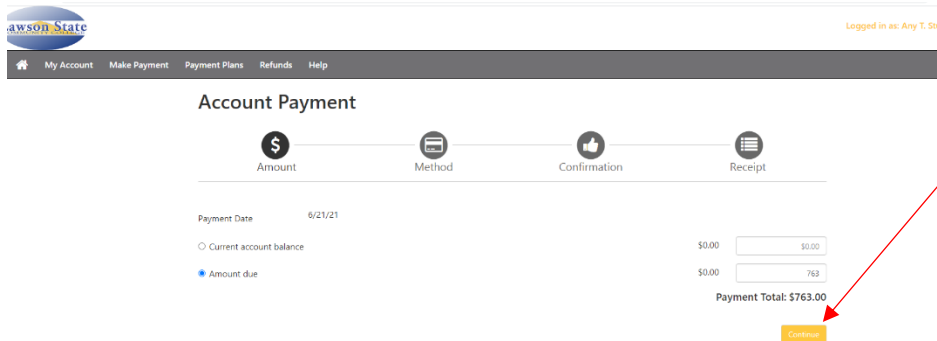
- Click on “Make Payment” (you are re-directed to “Touchnet” Website)



Steps To Make An On-line Payment



➤ Click “Make a Payment”



➤ Enter amount of payment and click “Continue”

Steps To Make An On-line Payment

Account Payment

Amount: \$763.00

Method: Credit or Debit Card

Account Information

* Indicates required fields

*Card account number: xxxxxxxxxxxx1111

*Name on card: Test Student

*Card expiration date: 07 / 2021

*Card Verification Value: 000 (View example)

Option to Save

Save this payment method for future use

Save payment method as: (example My CreditCard)

Set as your preferred payment method. You can choose a different payment method prior to submitting any payment.

Back Cancel Continue

- Select payment method and click “Continue”
- Enter the card number and the name on the card
- Enter the expiration date and 3 digit card verification number
- Click “Continue”

Please review the transaction details, then submit your payment.

Payment Information

Term	Account	Amount
Fall 2020	Student Account	\$763.00

Total Payment Amount: \$763.00

Change Amount

Paid To

Lawson State Community College
3060 Wilson Road SW
Birmingham, AL 35221

Confirmation Email

(Primary)

Selected Payment Method

Account: VISA

Expiration Date: 07 / 21

Billing Address: Test Student

Change Payment Method

Back Cancel Submit Payment

- Payment completed. You will receive an email confirmation to the email on file with the institution.